

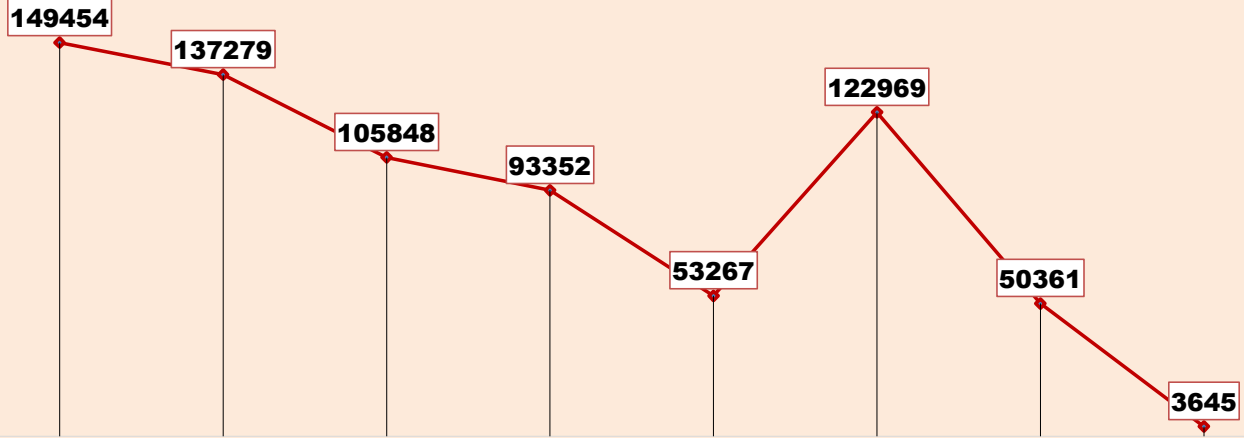


# ग्रामीण गृहनिर्माण

दैनिक प्रगती अहवाल : १०.१०.२०२३

प्रधानमंत्री आवास योजना ग्रामीण – मंजूरी, पूर्ण घरकुले, हप्ते वितरण, भूमिहीन, आर्थिकदृष्ट्या अपूर्ण  
राज्य पुरस्कृत ग्रामीण आवास योजना – मंजूरी, पूर्ण घरकुले, हप्ते वितरण, आर्थिकदृष्ट्या अपूर्ण

योजना	एकूण मंजूरी	दैनिक मंजूरी	एकूण पूर्ण	दैनिक पूर्ण घरकुले	दैनिक पहिला हप्ता वितरित	दैनिक दुसरा हप्ता वितरित	दैनिक तिसरा हप्ता वितरित
प्रधानमंत्री आवास योजना ग्रामीण	१३८७१९७	०	११८५८०२	३८१	०	०	०
राज्य योजना	६२९५११	७३०	४४७३३१	४३२	०	०	०
एकूण	२०१६७०८	७३०	१६३३१३३	८१३	०	०	०



पहिला हप्ता मिळाल्यानंतर ३ महिने उलटूनही अपूर्ण घरकुले

पहिला हप्ता मिळाल्यानंतर ६ महिने उलटूनही अपूर्ण घरकुले

पहिला हप्ता मिळाल्यानंतर ९ महिने उलटूनही अपूर्ण घरकुले

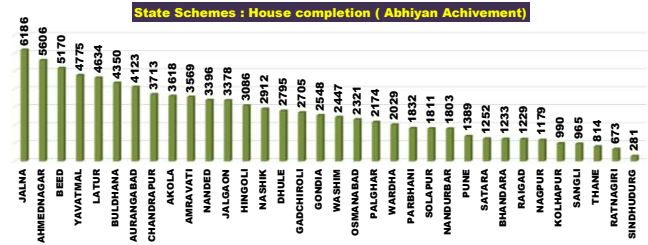
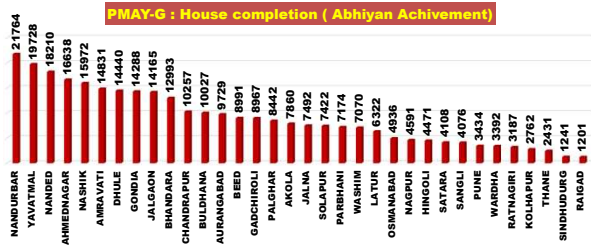
पहिला हप्ता मिळाल्यानंतर १२ महिने उलटूनही अपूर्ण घरकुले

पहिला हप्ता मिळाल्यानंतर १८ महिने उलटूनही अपूर्ण घरकुले

पहिला हप्ता मिळाल्यानंतर १० दिवसानंतरही दुसरा हप्ता न मिळालेली घरकुले

दुसरा हप्ता मिळाल्यानंतर १० दिवसानंतरही तिसरा हप्ता न मिळालेली घरकुले

तिसरा हप्ता मिळाल्यानंतर ९० दिवसानंतरही अपूर्ण घरांची संख्या



राज्य व्यवस्थापन कक्ष- ग्रामीण गृहनिर्माण

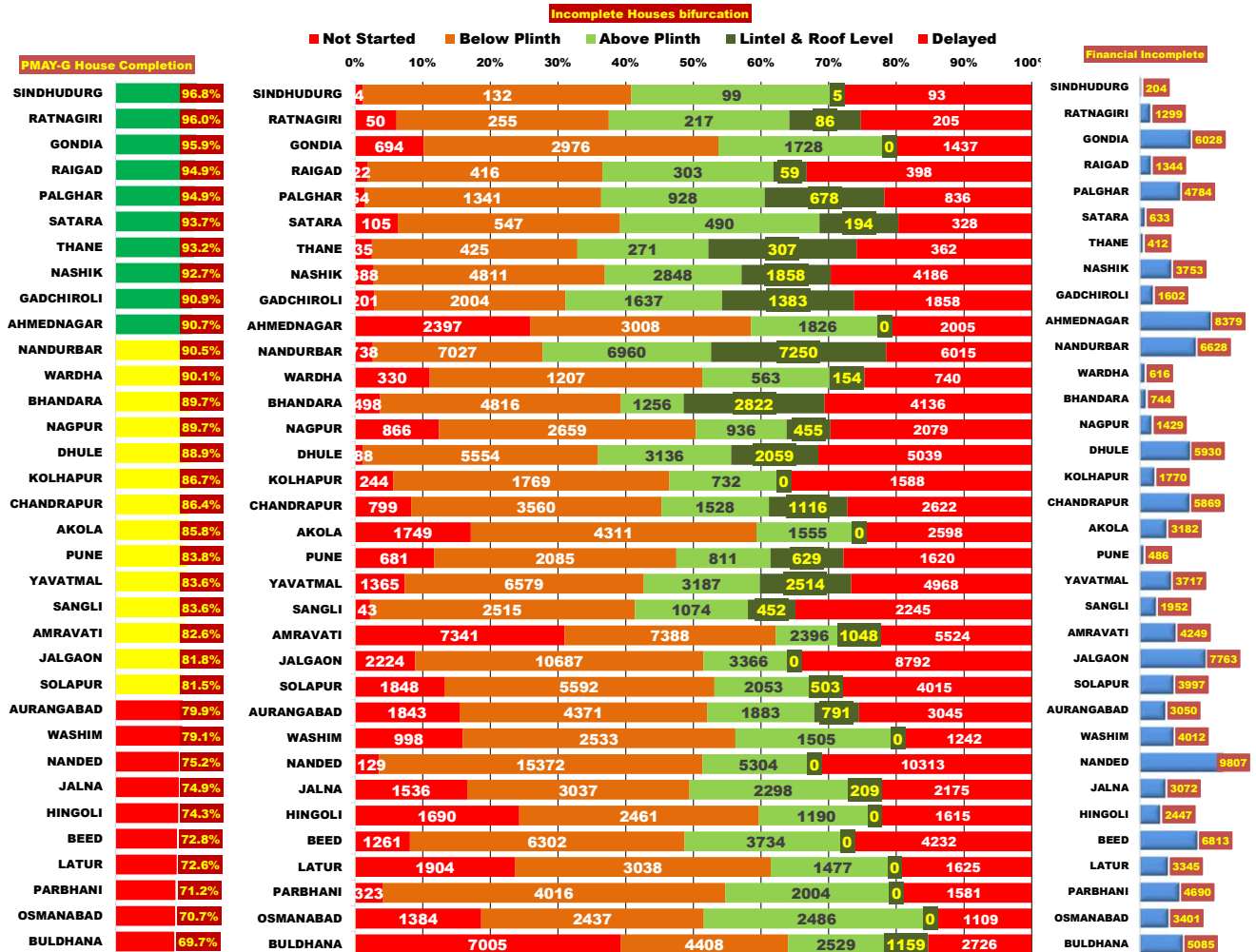
४ था मजला, दक्षिण कक्ष, सिडको भवन, सीबीडी बेलापूर, नवी मुंबई - ४०० ६१४.

प्रधानमंत्री आवास योजना - ग्रामीण : भूमिहीन लाभार्थी अहवाल

Sr. No.	District	Google Sheet Report			AwaasSoft Report			
		Total Landless	Provided land	Remaining	Landless beneficiaries tagged in AwaasSoft	Landless beneficiaries provided land	Remaining Landless	Remaining Tag (provided land)
1	DHULE	18	18	0	18	18	0	0
2	GADCHIROLI	9	9	0	9	9	0	0
3	GONDIA	2450	2450	0	2452	2324	128	126
4	KOLHAPUR	257	257	0	244	228	16	29
5	NANDURBAR	0	0	0	0	0	0	0
6	PALGHAR	11	11	0	11	11	0	0
7	RAIGAD	6	6	0	6	6	0	0
8	RATNAGIRI	23	23	0	23	23	0	0
9	SINDHUDURG	420	420	0	416	416	0	4
10	THANE	110	81	29	116	60	56	21
11	NANDED	354	322	32	361	263	98	59
12	SATARA	793	743	50	798	616	182	127
13	BEED	212	125	87	354	66	288	59
14	SANGLI	310	216	94	307	142	165	74
15	NASHIK	1699	1501	198	1677	1162	515	339
16	WARDHA	2110	1909	201	2231	1905	326	4
17	PARBHANI	307	63	244	290	54	236	9
18	PUNE	2057	1640	417	2051	866	1185	774
19	BHANDARA	4781	4353	428	4781	4472	309	-119
20	CHANDRAPUR	2400	1937	463	2476	1726	750	211
21	NAGPUR	4436	3841	595	4406	3565	841	276
22	HINGOLI	1713	796	917	1713	466	1247	330
23	JALNA	1359	406	953	1373	85	1288	321
24	LATUR	2178	1194	984	2258	818	1440	376
25	WASHIM	2731	1738	993	2631	1484	1147	254
26	OSMANABAD	2085	1075	1010	2060	102	1958	973
27	JALGAON	22530	21460	1070	22563	20890	1673	570
28	YAVATMAL	3056	1861	1195	3159	1884	1275	-23
29	AKOLA	6750	5410	1340	6659	5347	1312	63
30	AURANGABAD	3266	1700	1566	3155	1805	1350	-105
31	SOLAPUR	5902	4154	1748	5463	3954	1509	200
32	AHMEDNAGAR	7556	5250	2306	7707	5140	2567	110
33	BULDHANA	15290	9594	5696	15661	9275	6386	319
34	AMRAVATI	20601	13786	6815	20265	13649	6616	137
	<b>Total</b>	<b>117780</b>	<b>88349</b>	<b>29431</b>	<b>117694</b>	<b>82831</b>	<b>34863</b>	<b>5765</b>

## प्रधानमंत्री आवास योजना ग्रामीण - पूर्ण घरकूले

Sr. No.	Division	Sanction	09.10.2023	10.10.2023	Daily Achivement	Remaining	Completed & verified	Remaining verified
1	NASHIK DIV.	411341	366374	366493	119	44848	346056	20437
2	AURANGABAD DIV.	234293	174790	174886	96	59407	165998	8888
3	AMRAVATI DIV.	267479	216601	216673	72	50806	208430	8243
4	NAGPUR DIV.	287221	262564	262616	52	24605	253940	8676
5	PUNE DIV.	117425	99182	99224	42	18201	95104	4120
6	KONKAN DIV.	69438	65910	65910	0	3528	63751	2159
<b>Total</b>		<b>1387197</b>	<b>1185421</b>	<b>1185802</b>	<b>381</b>	<b>201395</b>	<b>1133279</b>	<b>52523</b>



प्रधानमंत्री आवास योजना ग्रामीण - पूर्ण घरकूले

Sr. No.	District	Sanction	09.10.2023	10.10.2023	Daily Achivement	Remaining	Completed & verified	Remaining verified
1	JALGAON	78338	64007	64083	76	14255	62267	1816
2	NANDED	68538	51467	51520	53	17018	49548	1972
3	BHANDARA	63555	56966	57005	39	6550	54163	2842
4	AKOLA	47757	40920	40957	37	6800	40155	802
5	SANGLI	20986	17516	17543	27	3443	16802	741
6	NANDURBAR	118756	107472	107494	22	11262	96781	10713
7	AMRAVATI	92558	76440	76456	16	16102	74385	2071
8	DHULE	64632	57421	57435	14	7197	53695	3740
9	YAVATMAL	63545	53123	53136	13	10409	49900	3236
10	AURANGABAD	36139	28849	28861	12	7278	27251	1610
11	JALNA	24021	17988	17998	10	6023	16941	1057
12	HINGOLI	18083	13421	13429	8	4654	12931	498
13	BEED	34663	25212	25219	7	9444	23605	1614
14	SOLAPUR	45813	37323	37330	7	8483	35817	1513
15	GONDIA	95774	91860	91866	6	3908	91283	583
16	SATARA	14387	13477	13483	6	904	13051	432
17	NASHIK	89291	82758	82763	5	6528	79386	3377
18	PARBHANI	18742	13343	13347	4	5395	12851	496
19	BULDHANA	44561	31045	31048	3	13513	29460	1588
20	WASHIM	19058	15073	15076	3	3982	14530	546
21	AHMEDNAGAR	60324	54716	54718	2	5606	53927	791
22	CHANDRAPUR	42371	36594	36596	2	5775	35368	1228
23	GADCHIROLI	31610	28732	28734	2	2876	26385	2349
24	KOLHAPUR	17091	14822	14824	2	2267	14492	332
25	NAGPUR	36222	32482	32484	2	3738	31306	1178
26	LATUR	20368	14795	14796	1	5572	14362	434
27	OSMANABAD	13739	9715	9716	1	4023	8509	1207
28	WARDHA	17689	15930	15931	1	1758	15435	496
29	PALGHAR	35184	33373	33373	0	1811	32183	1190
30	PUNE	19148	16044	16044	0	3104	14942	1102
31	RAIGAD	9815	9311	9311	0	504	9015	296
32	RATNAGIRI	9786	9391	9391	0	395	9178	213
33	SINDHUDURG	5083	4918	4918	0	165	4843	75
34	THANE	9570	8917	8917	0	653	8532	385
<b>Total</b>		<b>1387197</b>	<b>1185421</b>	<b>1185802</b>	<b>381</b>	<b>201395</b>	<b>1133279</b>	<b>52523</b>

राज्यपुरस्कृत आवास योजना ग्रामीण - मंजूरी

Sr. No.	Division	Target	09.10.2023	10.10.2023	Daily Achivement	Sanction %	Remaining	Sanction State Rank
1	NASHIK DIV.	207158	123234	123515	281	59.6%	83643	5
2	AURANGABAD DIV.	273099	182180	182379	204	66.8%	90720	6
3	NAGPUR DIV.	164085	115129	115224	95	70.2%	48861	3
4	AMRAVATI DIV.	157836	106016	106065	58	67.2%	51771	4
5	PUNE DIV.	79408	66534	66585	52	83.9%	12823	2
6	KONKAN DIV.	44680	35703	35743	40	80.0%	8937	1
	<b>Total</b>	<b>926266</b>	<b>628796</b>	<b>629511</b>	<b>730</b>	<b>68.0%</b>	<b>296755</b>	

Sr. No.	District	Target	09.10.2023	10.10.2023	Daily Achivement	Sanction %	Remaining	Sanction State Rank
1	NANDURBAR	51420	16697	16955	258	33.0%	34465	34
2	JALNA	41057	20443	20533	90	50.0%	20524	32
3	OSMANABAD	24016	18424	18496	72	77.0%	5520	17
4	WASHIM	15866	11144	11202	58	70.6%	4664	12
5	WARDHA	14707	13388	13445	57	91.4%	1262	4
6	PUNE	17336	13242	13294	52	76.7%	4042	9
7	CHANDRAPUR	54555	35953	35989	36	66.0%	18566	31
8	RAIGAD	10569	8941	8974	33	84.9%	1595	6
9	NASHIK	49930	25489	25506	17	51.1%	24424	33
10	LATUR	35747	26815	26831	16	75.1%	8916	21
11	PARBHANI	29060	18882	18898	16	65.0%	10162	22
12	NANDED	34410	22382	22392	10	65.1%	12018	26
13	THANE	8574	6215	6221	6	72.6%	2353	8
14	DHULE	31453	20284	20289	5	64.5%	11164	24
15	BHANDARA	22211	16829	16831	2	75.8%	5380	16
16	JALGAON	34417	25867	25868	1	75.2%	8549	20
17	RATNAGIRI	7197	6689	6690	1	93.0%	507	3
18	AHMEDNAGAR	39938	34897	34897	0	87.4%	5041	14
19	AKOLA	34781	20248	20248	0	58.2%	14533	29
20	AURANGABAD	36954	25703	25703	0	69.6%	11251	25
21	BULDHANA	28967	20950	20950	0	72.3%	8017	19
22	GADCHIROLI	20609	16314	16314	0	79.2%	4295	10
23	GONDIA	18712	13872	13872	0	74.1%	4840	13
24	HINGOLI	38798	23354	23354	0	60.2%	15444	30
25	NAGPUR	33291	18773	18773	0	56.4%	14518	28
26	PALGHAR	16073	11748	11748	0	73.1%	4325	11
27	SANGLI	10132	8604	8604	0	84.9%	1528	5
28	SATARA	11532	11532	11532	0	100.0%	0	1
29	SINDHUDURG	2267	2110	2110	0	93.1%	157	2
30	SOLAPUR	23578	18495	18495	0	78.4%	5083	15
31	YAVATMAL	41980	30838	30838	0	73.5%	11142	23
32	KOLHAPUR	16830	14661	14660	-1	87.1%	2170	7
33	BEED	33057	26177	26172	-5	79.2%	6885	18
34	AMRAVATI	36242	22836	22827	-9	63.0%	13415	27
	<b>Total</b>	<b>926266</b>	<b>628796</b>	<b>629511</b>	<b>730</b>	<b>68.0%</b>	<b>296755</b>	

राज्यपुरस्कृत आवास योजना ग्रामीण - प्रलंबीत मंजूरी

Sr. No.	Division	रमाई आवास योजना	शबरी आवास योजना	आदीम आवास योजना	पारधी आवास योजना	य.च.मु.व योजना	पुण्यश्लोक अहिल्यादेवी होळकर घरकुल योजना	एकूण
1	KONKAN DIV.	1470	7417	25	3	22	0	8937
2	PUNE DIV.	9129	3455	4	55	20	160	12823
3	NAGPUR DIV.	27133	20100	88	2	1522	16	48861
4	AMRAVATI DIV.	31732	19036	136	9	813	45	51771
5	NASHIK DIV.	21437	62098	61	18	0	29	83643
6	AURANGABAD DIV.	60467	26371	238	26	2732	886	90720
	<b>Total</b>	<b>151368</b>	<b>138477</b>	<b>552</b>	<b>113</b>	<b>5109</b>	<b>1136</b>	<b>296755</b>

Sr. No.	District	रमाई आवास योजना	शबरी आवास योजना	आदीम आवास योजना	पारधी आवास योजना	य.च.मु.व योजना	पुण्यश्लोक अहिल्यादेवी होळकर घरकुल योजना	एकूण
1	SATARA	0	0	0	0	0	0	0
2	SINDHUDURG	127	14	16	0	0	0	157
3	RATNAGIRI	400	84	0	1	22	0	507
4	WARDHA	516	743	3	0	0	0	1262
5	SANGLI	1486	30	0	12	0	0	1528
6	RAIGAD	523	1070	0	2	0	0	1595
7	KOLHAPUR	1975	35	0	0	0	160	2170
8	THANE	321	2026	6	0	0	0	2353
9	PUNE	855	3149	4	14	20	0	4042
10	GADCHIROLI	1078	3191	26	0	0	0	4295
11	PALGHAR	99	4223	3	0	0	0	4325
12	WASHIM	3409	1217	0	0	0	38	4664
13	GONDIA	3246	1579	0	0	0	15	4840
14	AHMEDNAGAR	2653	2388	0	0	0	0	5041
15	SOLAPUR	4813	241	0	29	0	0	5083
16	BHANDARA	3870	1445	0	0	64	1	5380
17	OSMANABAD	3933	194	0	0	1393	0	5520
18	BEED	5581	1298	0	6	0	0	6885
19	BULDHANA	5765	2245	0	0	0	7	8017
20	JALGAON	3567	4951	0	2	0	29	8549
21	LATUR	7132	933	0	4	14	833	8916
22	PARBHANI	7664	2254	0	0	196	48	10162
23	YAVATMAL	5756	4599	136	1	650	0	11142
24	DHULE	3858	7306	0	0	0	0	11164
25	AURANGABAD	7150	4095	0	6	0	0	11251
26	NANDED	5160	6612	238	8	0	0	12018
27	AMRAVATI	5246	7999	0	7	163	0	13415
28	NAGPUR	12086	2428	0	0	4	0	14518
29	AKOLA	11556	2976	0	1	0	0	14533
30	HINGOLI	6881	8563	0	0	0	0	15444
31	CHANDRAPUR	6337	10714	59	2	1454	0	18566
32	JALNA	16966	2422	0	2	1129	5	20524
33	NASHIK	10413	13944	61	6	0	0	24424
34	NANDURBAR	946	33509	0	10	0	0	34465
	<b>Total</b>	<b>151368</b>	<b>138477</b>	<b>552</b>	<b>113</b>	<b>5109</b>	<b>1136</b>	<b>296755</b>

राज्यपुरस्कृत आवास योजना ग्रामीण - पूर्ण घरकूले

Sr. No.	Division	Sanction	09.10.2023	10.10.2023	Daily Achivement	Completion %	Remaining	To be Completed in Per Day till 30.11.23
1	AMRAVATI DIV.	106065	74803	74957	154	70.7%	31108	610
2	AURANGABAD DIV.	182379	120711	120854	143	66.3%	61525	1206
3	NASHIK DIV.	123515	94485	94551	66	76.6%	28964	568
4	NAGPUR DIV.	115224	75903	75952	49	65.9%	39272	770
5	PUNE DIV.	66585	54458	54472	14	81.8%	12113	238
6	KONKAN DIV.	35743	26539	26545	6	74.3%	9198	180
	<b>Total</b>	<b>629511</b>	<b>446899</b>	<b>447331</b>	<b>432</b>	<b>71.1%</b>	<b>182180</b>	<b>3572</b>

Sr. No.	District	Sanction	09.10.2023	10.10.2023	Daily Achivement	Completion %	Remaining	To be Completed in Per Day till 30.11.23
1	AKOLA	20248	14445	14552	107	71.9%	5696	112
2	AURANGABAD	25703	17665	17696	31	68.8%	8007	157
3	HINGOLI	23354	11480	11508	28	49.3%	11846	232
4	JALGAON	25868	19115	19143	28	74.0%	6725	132
5	NANDED	22392	13962	13985	23	62.5%	8407	165
6	YAVATMAL	30838	20550	20573	23	66.7%	10265	201
7	NANDURBAR	16955	11249	11268	19	66.5%	5687	112
8	JALNA	20533	13338	13355	17	65.0%	7178	141
9	LATUR	26831	20848	20864	16	77.8%	5967	117
10	CHANDRAPUR	35989	20303	20318	15	56.5%	15671	307
11	WASHIM	11202	8411	8426	15	75.2%	2776	54
12	BHANDARA	16831	12991	13004	13	77.3%	3827	75
13	GADCHIROLI	16314	12001	12014	13	73.6%	4300	84
14	BEED	26172	17442	17453	11	66.7%	8719	171
15	PARBHANI	18898	14471	14480	9	76.6%	4418	87
16	NASHIK	25506	19616	19624	8	76.9%	5882	115
17	OSMANABAD	18496	11505	11513	8	62.2%	6983	137
18	AHMEDNAGAR	34897	30226	30232	6	86.6%	4665	91
19	BULDHANA	20950	15371	15376	5	73.4%	5574	109
20	DHULE	20289	14279	14284	5	70.4%	6005	118
21	GONDIA	13872	11193	11198	5	80.7%	2674	52
22	SATARA	11532	9938	9943	5	86.2%	1589	31
23	AMRAVATI	22827	16026	16030	4	70.2%	6797	133
24	PUNE	13294	10534	10538	4	79.3%	2756	54
25	RAIGAD	8974	5345	5349	4	59.6%	3625	71
26	SANGLI	8604	7292	7295	3	84.8%	1309	26
27	WARDHA	13445	9680	9683	3	72.0%	3762	74
28	PALGHAR	11748	8602	8604	2	73.2%	3144	62
29	KOLHAPUR	14660	11068	11069	1	75.5%	3591	70
30	SOLAPUR	18495	15626	15627	1	84.5%	2868	56
31	NAGPUR	18773	9735	9735	0	51.9%	9038	177
32	RATNAGIRI	6690	6282	6282	0	93.9%	408	8
33	SINDHUDURG	2110	2025	2025	0	96.0%	85	2
34	THANE	6221	4285	4285	0	68.9%	1936	38
	<b>Total</b>	<b>629511</b>	<b>446899</b>	<b>447331</b>	<b>432</b>	<b>71.1%</b>	<b>182180</b>	<b>3572</b>

राज्य योजना अपूर्ण घरकुले

Sr. No.	Division	रमाई आवास योजना	शबरी आवास योजना	आदीम आवास योजना	पारधी आवास योजना	य.च.मु.व योजना	पुण्यश्लोक अहिल्यादेवी होळकर घरकुल योजना	एकूण
1	KONKAN DIV.	986	7756	436	0	8	12	9198
2	PUNE DIV.	10528	1060	56	56	53	360	12113
3	NASHIK DIV.	11214	17319	25	121	122	163	28964
4	AMRAVATI DIV.	15684	11417	2130	186	1611	80	31108
5	NAGPUR DIV.	10962	22414	788	21	5066	21	39272
6	AURANGABAD DIV.	49920	9660	43	62	1538	302	61525
	<b>Total</b>	<b>99294</b>	<b>69626</b>	<b>3478</b>	<b>446</b>	<b>8398</b>	<b>938</b>	<b>182180</b>

Sr. No.	District	रमाई आवास योजना	शबरी आवास योजना	आदीम आवास योजना	पारधी आवास योजना	य.च.मु.व योजना	पुण्यश्लोक अहिल्यादेवी होळकर घरकुल योजना	एकूण
1	SINDHUDURG	84	1	0	0	0	0	85
2	RATNAGIRI	376	20	4	0	8	0	408
3	SANGLI	1298	7	0	4	0	0	1309
4	SATARA	1534	30	0	0	25	0	1589
5	THANE	238	1518	180	0	0	0	1936
6	GONDIA	1304	1370	0	0	0	0	2674
7	PUNE	1718	938	56	44	0	0	2756
8	WASHIM	1857	916	0	2	0	1	2776
9	SOLAPUR	2776	73	0	8	11	0	2868
10	PALGHAR	65	2971	108	0	0	0	3144
11	KOLHAPUR	3202	12	0	0	17	360	3591
12	RAIGAD	223	3246	144	0	0	12	3625
13	WARDHA	1489	2030	242	1	0	0	3762
14	BHANDARA	1465	1142	0	0	1199	21	3827
15	GADCHIROLI	1311	2707	282	0	0	0	4300
16	PARBHANI	3003	966	0	0	247	202	4418
17	AHMEDNAGAR	2529	2100	0	16	20	0	4665
18	BULDHANA	4507	971	0	17	0	79	5574
19	NANDURBAR	938	4749	0	0	0	0	5687
20	AKOLA	3956	1713	0	27	0	0	5696
21	NASHIK	2450	3380	25	27	0	0	5882
22	LATUR	5794	120	0	0	53	0	5967
23	DHULE	2136	3754	0	13	102	0	6005
24	JALGAON	3161	3336	0	65	0	163	6725
25	AMRAVATI	3193	3460	0	28	116	0	6797
26	OSMANABAD	6653	145	0	41	144	0	6983
27	JALNA	5903	75	0	6	1094	100	7178
28	AURANGABAD	6632	1368	0	7	0	0	8007
29	NANDED	7945	419	43	0	0	0	8407
30	BEED	8250	461	0	8	0	0	8719
31	NAGPUR	812	8215	0	6	5	0	9038
32	YAVATMAL	2171	4357	2130	112	1495	0	10265
33	HINGOLI	5740	6106	0	0	0	0	11846
34	CHANDRAPUR	4581	6950	264	14	3862	0	15671
	<b>Total</b>	<b>99294</b>	<b>69626</b>	<b>3478</b>	<b>446</b>	<b>8398</b>	<b>938</b>	<b>182180</b>



प्रधानमंत्री आवास योजना ग्रामीण - हप्ते वितरण

Sr. No.	Division	1st Installment (Daily Achivement)	1st Installment Remaining	2nd Installment (Daily Achivement)	2nd Installment Remaining	3rd Installment (Daily Achivement)	3rd Installment Remaining
1	NASHIK DIV.	0	5935	0	31087	0	18136
2	AMRAVATI DIV.	0	18458	0	25219	0	11172
3	AURANGABAD DIV.	0	11070	0	41034	0	20376
4	NAGPUR DIV.	0	3388	0	17222	0	7648
5	KONKAN DIV.	0	165	0	2569	0	1818
6	PUNE DIV.	0	3021	0	12508	0	5160
	<b>Total</b>	<b>0</b>	<b>42037</b>	<b>0</b>	<b>129639</b>	<b>0</b>	<b>64310</b>

Sr. No.	District	1st Installment (Daily Achivement)	1st Installment Remaining	2nd Installment (Daily Achivement)	2nd Installment Remaining	3rd Installment (Daily Achivement)	3rd Installment Remaining
1	AHMEDNAGAR	0	2397	0	3008	0	1826
2	AKOLA	0	1749	0	4311	0	1555
3	AMRAVATI	0	7341	0	7388	0	2396
4	AURANGABAD	0	1843	0	4371	0	1883
5	BEED	0	1261	0	6302	0	3734
6	BHANDARA	0	498	0	4816	0	1256
7	BULDHANA	0	7005	0	4408	0	2529
8	CHANDRAPUR	0	799	0	3560	0	1528
9	DHULE	0	188	0	5554	0	3136
10	GADCHIROLI	0	201	0	2004	0	1637
11	GONDIA	0	694	0	2976	0	1728
12	HINGOLI	0	1690	0	2461	0	1190
13	JALGAON	0	2224	0	10687	0	3366
14	JALNA	0	1536	0	3037	0	2298
15	KOLHAPUR	0	244	0	1769	0	732
16	LATUR	0	1904	0	3038	0	1477
17	NAGPUR	0	866	0	2659	0	936
18	NANDED	0	1129	0	15372	0	5304
19	NANDURBAR	0	738	0	7027	0	6960
20	NASHIK	0	388	0	4811	0	2848
21	OSMANABAD	0	1384	0	2437	0	2486
22	PALGHAR	0	54	0	1341	0	928
23	PARBHANI	0	323	0	4016	0	2004
24	PUNE	0	681	0	2085	0	811
25	RAIGAD	0	22	0	416	0	303
26	RATNAGIRI	0	50	0	255	0	217
27	SANGLI	0	143	0	2515	0	1074
28	SINDHUDURG	0	4	0	132	0	99
29	SOLAPUR	0	1848	0	5592	0	2053
30	THANE	0	35	0	425	0	271
31	WARDHA	0	330	0	1207	0	563
32	WASHIM	0	998	0	2533	0	1505
33	YAVATMAL	0	1365	0	6579	0	3187
34	SATARA	-2	105	0	547	0	490
	<b>Total</b>	<b>0</b>	<b>42037</b>	<b>0</b>	<b>129639</b>	<b>0</b>	<b>64310</b>

राज्यपुरस्कृत आवास योजना ग्रामीण - हप्ते वितरण

Sr. No.	Division	1st Installment (Daily Achivement)	1st Installment Remaining	2nd Installment (Daily Achivement)	2nd Installment Remaining	3rd Installment (Daily Achivement)	3rd Installment Remaining
1	NASHIK DIV.	0	5431	0	12706	0	5502
2	AMRAVATI DIV.	0	5140	0	15980	0	4926
3	AURANGABAD DIV.	0	13632	0	29386	0	12593
4	NAGPUR DIV.	0	10504	0	19854	0	4105
5	KONKAN DIV.	0	2851	0	3302	0	1257
6	PUNE DIV.	0	3653	0	4842	0	1737
	<b>Total</b>	<b>0</b>	<b>41211</b>	<b>0</b>	<b>86070</b>	<b>0</b>	<b>30120</b>

Sr. No.	District	1st Installment (Daily Achivement)	1st Installment Remaining	2nd Installment (Daily Achivement)	2nd Installment Remaining	3rd Installment (Daily Achivement)	3rd Installment Remaining
1	AHMEDNAGAR	0	306	0	2814	0	1192
2	AKOLA	0	545	0	3641	0	996
3	AMRAVATI	0	1155	0	3877	0	815
4	AURANGABAD	0	1738	0	3163	0	1582
5	BEED	0	1097	0	3616	0	2634
6	BHANDARA	0	494	0	2059	0	332
7	BULDHANA	0	925	0	1684	0	1000
8	CHANDRAPUR	0	2778	0	9582	0	1620
9	DHULE	0	351	0	2981	0	1238
10	GADCHIROLI	0	645	0	1682	0	995
11	GONDIA	0	431	0	1299	0	531
12	HINGOLI	0	2958	0	6483	0	1604
13	JALGAON	0	847	0	3485	0	1414
14	JALNA	0	1796	0	2286	0	1729
15	KOLHAPUR	0	2260	0	934	0	234
16	LATUR	0	951	0	2627	0	1464
17	NAGPUR	0	4193	0	3996	0	373
18	NANDED	0	1997	0	5214	0	1473
19	NANDURBAR	0	2678	0	894	0	784
20	NASHIK	0	1249	0	2532	0	874
21	OSMANABAD	0	2240	0	3399	0	1207
22	PALGHAR	0	74	0	1625	0	560
23	PARBHANI	0	855	0	2598	0	900
24	PUNE	0	364	0	1156	0	465
25	RAIGAD	0	1701	0	1009	0	464
26	RATNAGIRI	0	43	0	112	0	74
27	SANGLI	0	221	0	586	0	256
28	SATARA	0	268	0	859	0	242
29	SINDHUDURG	0	2	0	54	0	12
30	SOLAPUR	0	540	0	1307	0	540
31	THANE	0	1031	0	502	0	147
32	WARDHA	0	1963	0	1236	0	254
33	WASHIM	0	535	0	1493	0	635
34	YAVATMAL	0	1980	0	5285	0	1480
	<b>Total</b>	<b>0</b>	<b>41211</b>	<b>0</b>	<b>86070</b>	<b>0</b>	<b>30120</b>

राज्य योजना: पहिला हप्ता प्रलंबीत

Sr. No.	Division	रमाई आवास योजना	शबरी आवास योजना	आदीम आवास योजना	पारधी आवास योजना	य.च.मु.व योजना	पुण्यश्लोक अहिल्यादेवी होळकर घरकुल योजना	एकूण
1	KONKAN DIV.	105	2718	28	0	0	0	2851
2	PUNE DIV.	3305	226	7	15	16	84	3653
3	NAGPUR DIV.	1443	7212	208	2	1638	1	10504
4	NASHIK DIV.	527	4752	0	6	96	50	5431
5	AMRAVATI DIV.	1127	2471	189	18	1331	4	5140
6	AURANGABAD DIV.	9373	2798	13	21	1220	207	13632
	<b>Total</b>	<b>15880</b>	<b>20177</b>	<b>445</b>	<b>62</b>	<b>4301</b>	<b>346</b>	<b>41211</b>

Sr. No.	District	रमाई आवास योजना	शबरी आवास योजना	आदीम आवास योजना	पारधी आवास योजना	य.च.मु.व योजना	पुण्यश्लोक अहिल्यादेवी होळकर घरकुल योजना	एकूण
1	SINDHUDURG	2	0	0	0	0	0	2
2	RATNAGIRI	42	1	0	0	0	0	43
3	PALGHAR	2	69	3	0	0	0	74
4	SANGLI	217	4	0	0	0	0	221
5	SATARA	255	8	0	0	5	0	268
6	AHMEDNAGAR	123	161	0	2	20	0	306
7	DHULE	48	227	0	0	76	0	351
8	PUNE	147	196	7	14	0	0	364
9	GONDIA	199	232	0	0	0	0	431
10	BHANDARA	244	94	0	0	155	1	494
11	WASHIM	275	260	0	0	0	0	535
12	SOLAPUR	522	8	0	1	9	0	540
13	AKOLA	287	257	0	1	0	0	545
14	GADCHIROLI	153	471	21	0	0	0	645
15	JALGAON	263	530	0	4	0	50	847
16	PARBHANI	197	331	0	0	125	202	855
17	BULDHANA	261	660	0	0	0	4	925
18	LATUR	882	16	0	0	53	0	951
19	THANE	26	988	17	0	0	0	1031
20	BEED	952	139	0	6	0	0	1097
21	AMRAVATI	295	839	0	3	18	0	1155
22	NASHIK	77	1172	0	0	0	0	1249
23	RAIGAD	33	1660	8	0	0	0	1701
24	AURANGABAD	1261	474	0	3	0	0	1738
25	JALNA	777	10	0	1	1003	5	1796
26	WARDHA	451	1372	140	0	0	0	1963
27	YAVATMAL	9	455	189	14	1313	0	1980
28	NANDED	1883	101	13	0	0	0	1997
29	OSMANABAD	2120	70	0	11	39	0	2240
30	KOLHAPUR	2164	10	0	0	2	84	2260
31	NANDURBAR	16	2662	0	0	0	0	2678
32	CHANDRAPUR	320	927	47	1	1483	0	2778
33	HINGOLI	1301	1657	0	0	0	0	2958
34	NAGPUR	76	4116	0	1	0	0	4193
	<b>Total</b>	<b>15880</b>	<b>20177</b>	<b>445</b>	<b>62</b>	<b>4301</b>	<b>346</b>	<b>41211</b>